




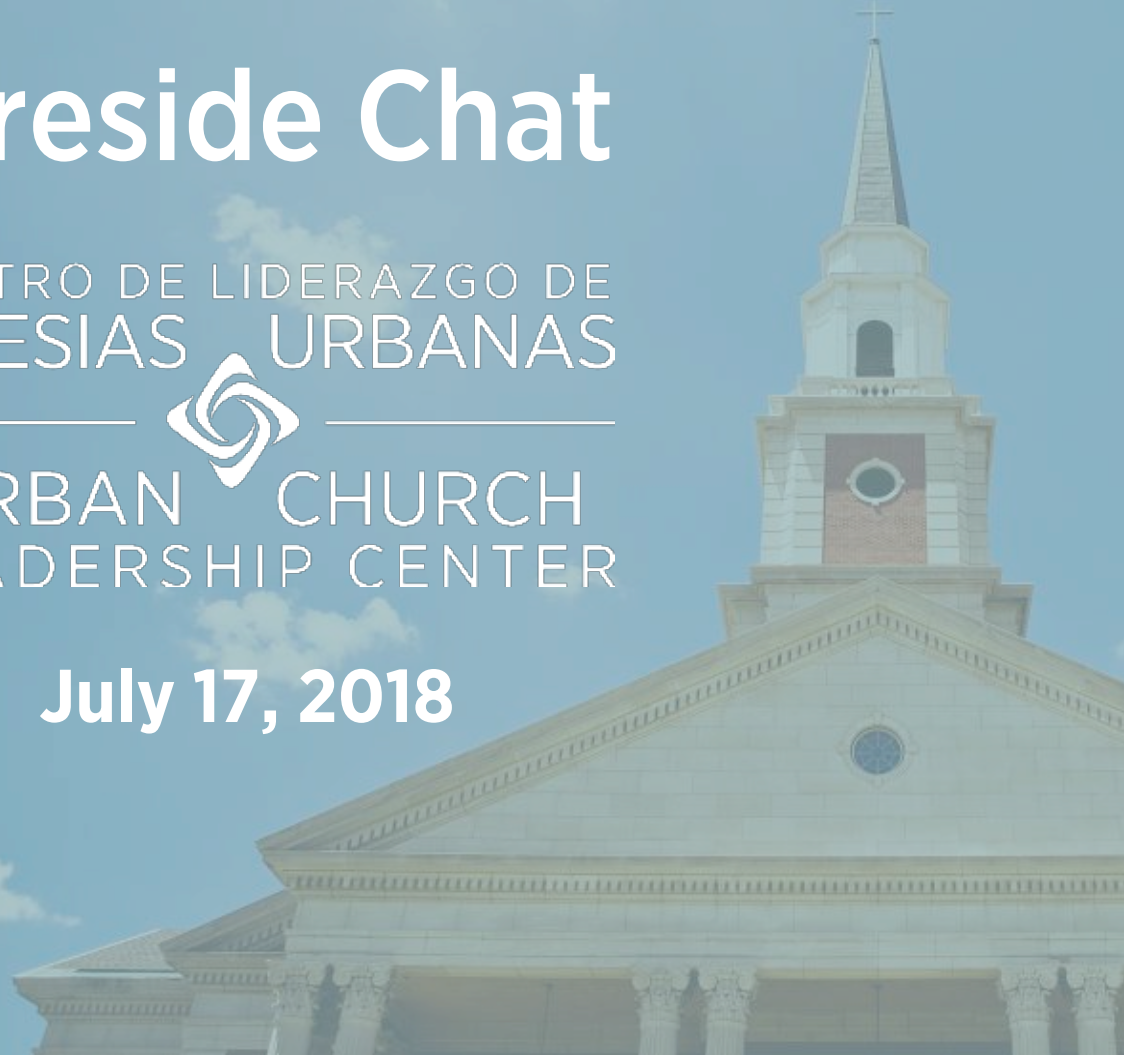
Fireside Chat

CENTRO DE LIDERAZGO DE
IGLESIAS URBANAS



URBAN CHURCH
LEADERSHIP CENTER

July 17, 2018



Congregational Census and Survey

Study Area: Grand Rapids, Kentwood, and Wyoming

Timeline: July – November of 2016 (census) // June-September 2017 (survey)

Goals: Analyze trends over time in the congregational ecology of our urban area and gather information on the main characteristics of religious leaders and their congregations

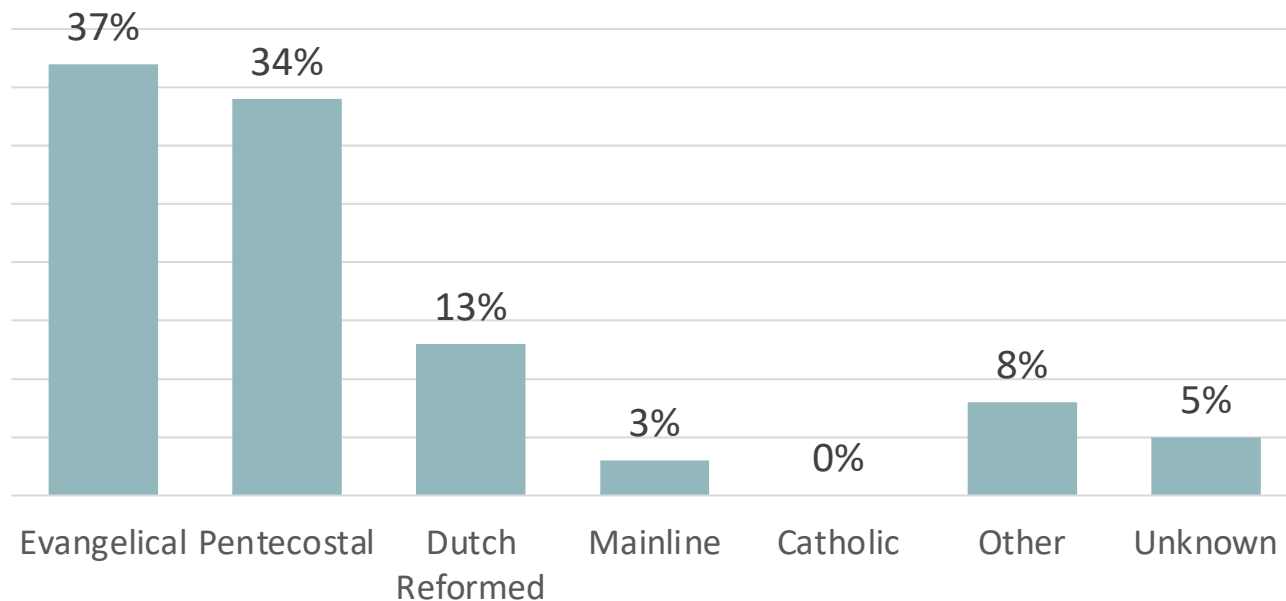
Process:

- Canvassed more than 90 square miles of roads and walkable districts
- Used existing lists, maps, and online research to compile a list of all known congregations
- Surveyed 348 of the 532 congregations from the master list, or 65% of the study-eligible congregations
- Interviewed the leaders of 75% of Hispanic and 72% of Black churches
- Included 14 primarily Black and primarily Hispanic congregations that are located directly adjacent to the study area
- Used Key Informant Method, which relies on a key leader to describe an organization

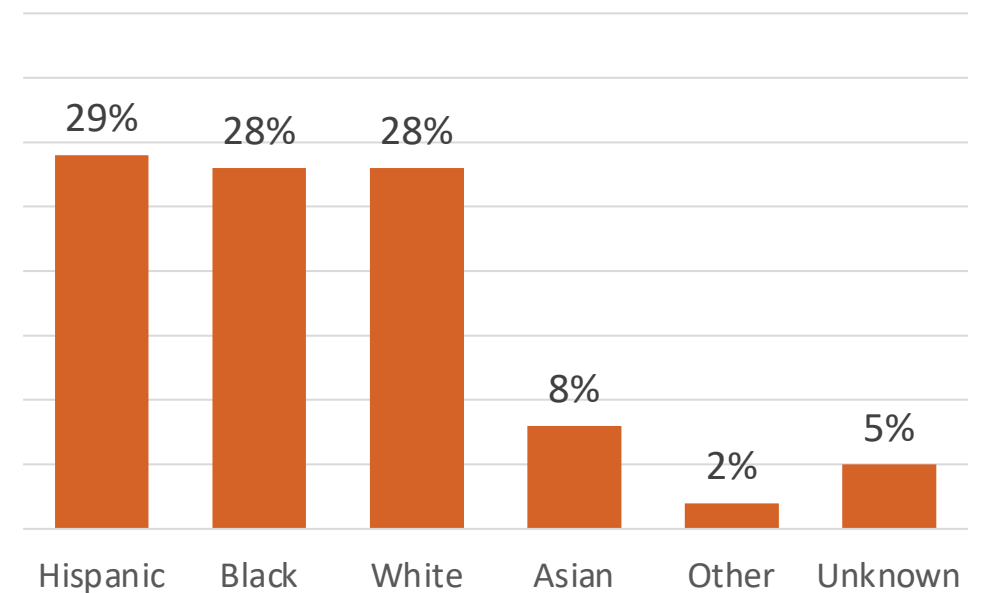
2007 vs. 2017 Comparisons

- We located **518** congregations in Greater Grand Rapids in 2017, compared to **471** congregations in 2007 (a net growth of 47)
- A very dynamic process: 121 congregations (26%) closed; 168 opened (36%)

New Congregations, by Religious Tradition



New Congregations, by Primary Ethnicity



**Q.4.16 How would you characterize your strengths in the following areas?
a. evangelism**

	<u>Not Very Strong</u>	<u>Somewhat Strong</u>	<u>Very Strong</u>
ALL	15%	38%	43%
Asian	9	55	36
Black	6	32	61
Hispanic	15	33	51
White	20	43	30
Catholic	14	14	71
Dutch Reformed	23	51	23
Cong. of Color	0	50	50
White	29	50	17
Evangelical	13	40	46
Black	3	29	69
Hispanic	19	33	48
White	19	47	34
Mainline	16	35	43
Black	11	11	78
White	17	52	22
Pentecostal	10	34	54
Black	7	38	53
Hispanic	17	34	49
White	0	20	70

Q.13.2 How important is it to your congregation to encourage members to share their faith? Would you say...

	<u>Not at All Important</u>	<u>Not Very Important</u>	<u>Somewhat Important</u>	<u>Very Important</u>
ALL	1%	4%	12%	82%
Asian	0	0	40	60
Black	0	2	1	97
Hispanic	0	1	3	96
White	3	6	22	69
Catholic	0	0	20	80
Hispanic	0	0	33	67
White	0	0	11	89
Dutch Reformed	0	5	25	71
Cong. of Color	0	0	13	87
White	0	6	28	66
Evangelical	0	1	8	91
Black	0	0	0	100
Hispanic	0	0	0	100
White	0	2	13	85
Mainline	0	16	30	54
Black	0	10	10	80
White	0	27	42	38
Pentecostal	0	2	0	98
Black	0	2	0	98
Hispanic	0	2	0	98
White	0	0	0	100

Q.13.3 During the past 12 months, how often did your congregation take part in the following activities?

	<u>Never</u>	<u>Rarely</u>	<u>Sometimes</u>	<u>Very Often</u>
<i>A. Encouraged members to invite friends, co-workers, and/or neighbors to your congregation</i>				
ALL	3%	5%	21%	70%
Asian	0	0	73	27
Black	2	0	10	88
Hispanic	3	0	9	88
White	4	12	30	55
<i>B. Held a class for prospective or new members</i>				
ALL	17%	10%	38%	35%
Asian	18	9	64	9
Black	17	11	27	45
Hispanic	16	5	31	48
White	18	11	46	26
<i>C. Held a special event or program to attract people from the community (such as concerts, fairs, seminars, plays, special meals, etc.)</i>				
ALL	14%	12%	37%	38%
Asian	27	0	55	18
Black	11	14	36	40
Hispanic	18	12	38	32
White	13	11	36	40

Q.12.3 Within the past 2 years, has your congregation intentionally planted or helped start any new congregations, including any new branches of your main congregation or campus?

	<u>Yes</u>	<u>No</u>
ALL	19%	81%
Asian	10	90
Black	17	83
Hispanic	22	78
White	19	81
Catholic	0	100
Dutch Reformed	20	80
Cong. of Color	21	79
White	20	80
Evangelical	24	76
Black	15	85
Hispanic	27	73
White	30	70
Mainline	8	92
Black	10	90
White	8	92
Pentecostal	20	80
Black	20	80
Hispanic	24	76
White	10	90

Q.12.4 Do any other religious congregations use your building or facilities for worship services or other activities?

	<u>Yes</u>	<u>No</u>
ALL	34%	66%
Asian	73	27
Black	37	63
Hispanic	19	81
White	38	62
Catholic	13	87
Dutch Reformed	38	62
Cong. of Color	36	64
White	39	61
Evangelical	34	66
Black	45	55
Hispanic	18	82
White	32	68
Mainline	41	59
Black	10	90
White	50	50
Pentecostal	34	66
Black	39	61
Hispanic	24	76
White	50	50

